

**CRUSHER MAVERICK AIR CLEANER TRIM, SATIN BLACK**

**9239**

**THANK YOU FOR CHOOSING CRUSHER!**

Protect yourself and others from possible injury and property damage or loss. Pay close attention to all instructions, warnings, cautions, and notices regarding the installation, use, and care of this product.

**WARNING** THIS INDICATION ALERTS YOU TO THE FACT THAT IGNORING THE CONTENTS DESCRIBED HEREIN CAN RESULT IN POTENTIAL DEATH OR SERIOUS INJURY.

**CAUTION** THIS INDICATION ALERTS YOU TO THE FACT THAT IGNORING THE CONTENTS DESCRIBED HEREIN CAN RESULT IN MINOR OR MODERATE POTENTIAL INJURY.

**NOTICE** THIS INDICATION ALERTS YOU TO THE FACT THAT IGNORING THE CONTENTS DESCRIBED HEREIN MAY NEGATIVELY AFFECT PRODUCT PERFORMANCE AND FUNCTIONALITY OR DAMAGE THE PRODUCT ITSELF OR THE PRODUCT TO WHICH IT IS BEING ATTACHED.

**ENSURE THAT THE FOLLOWING PARTS HAVE BEEN INCLUDED IN THE KIT:**

- 1 Air Cleaner Trim
- 1 Hardware Kit, containing:
  - 1 Spacer
  - 3 Washers
  - 1 Flat Socket Head Screw

**YOU WILL ALSO NEED:**

Hex wrench set



**NOTICE** THESE INSTALLATION INSTRUCTIONS CONTAIN IMPORTANT INFORMATION. ENSURE THE END USER RECEIVES THIS COPY AND IS AWARE OF ITS IMPORTANCE FOR FUTURE USE.

**STEP 1** Read and understand all STEPS in the instructions before starting the installation. Park the motorcycle on a hard, level surface and turn IGN OFF. Remove the main fuse.

**STEP 2** Refer to PIC 1 and 2. Locate Air Cleaner Trim. Remove the two button head screws and Crusher badge from the front of the air cleaner trim. Set badge and screws aside, in a safe place, until Step 6.

**STEP 3** **FOR SIDE BREATHING FILTERS ONLY**  
For side and top breathing filters, skip to Step 7.

Refer to PIC 3. Locate the black spacer from the hardware kit. Place the wider edge of the spacer toward the air filter.



**CRUSHER MAVERICK AIR CLEANER TRIM, SATIN BLACK**


**9239**

-Continued-

**STEP 4** Refer to PIC 4. Align Air Cleaner Trim over the air filter.



**STEP 5** Refer to PIC 5 and 6. Attach the Air Cleaner Trim using the Flat Socket Head Screw provided in hardware kit.



**STEP 6** Refer to PIC 7. Reattach the Crusher badge to the Air Cleaner Trim using the two button head screws that were removed in Step 2.



**STEP 7 FOR TOP AND SIDE BREATHING FILTERS ONLY**

Refer to PIC 8. Remove three small screws and black backer plate from the Air Cleaner Trim.

*Note: The black backer plate is a cosmetic element for air filters that breath through the side only. Air filters that breath through the top and side do not need this backer, therefore it can be discarded. Be sure to keep the three small screws that were removed during this process though.*




**CRUSHER MAVERICK AIR CLEANER TRIM, SATIN BLACK**

**9239**

-Continued-

**STEP 8** Locate three small washers from hardware kit. Place washers on small screws that were removed from the trim in Step 7 and reattach to trim. The mesh cover will have punched out areas that align with the screw holes on the trim frame.



**STEP 9** Repeat Step 4-6.



**CRUSHER MAVERICK AIR CLEANER TRIM, SATIN BLACK**

**9239**

-Continued-

**LIMITED WARRANTY**

Crusher warrants that any Crusher products sold hereunder, shall be free of defects in materials & workmanship for a period of one (1) year from the date of purchase by the consumer excepting the following provisions:

1. Crusher shall have no obligation in the event the customer is unable to provide a receipt showing the date the customer purchased the product(s).
2. The product must be properly installed, maintained & operated under normal conditions.
3. Crusher shall not be liable for any consequential & incidental damages, including labor & paint, resulting from failure of a Crusher product, failure to deliver, delay in delivery, delivery in nonconforming condition, or for any breach of contract or duty between Crusher & a customer.
4. Crusher products are often intended for use in specific applications. Crusher makes no warranty if a product is used in applications other than intended.
5. Crusher electrical products are warranted for one (1) year from the date of purchase by the consumer. L.E.D.'s contained in components of Crusher products will be warranted for defects in materials & workmanship for 3 years from the date of purchase where as all other components shall be warranted for one (1) year.
6. Exhaust systems are warranted for manufacturing defects only. There is no warranty on exhaust pipes & mufflers with regard to any discoloration. Discoloration or "blue-ing" is caused by tuning characteristics, exhaust timing, carburetor jetting, overheating, etc. & is not caused by defective manufacturing.
7. Crusher makes no warranty of any kind in regard to other manufacturer's products distributed by Crusher. Crusher will pass on all warranties made by the manufacturer & where possible, will expedite the claim on behalf of the customer, but ultimately, responsibility for disposition of the warranty claim lies with the manufacturer.
8. Merchandise purchased directly from Internet auction sites or any other third party seller is considered sold as is & shall not carry a Crusher warranty. All warranty claims must be directed to the original seller. If unsure please contact the seller to verify they are an authorized Crusher retailer.

**RETURN POLICY**

Merchandise determined to be defective may be returned up to one year from the date of purchase. Returns must be processed through original seller. Returned merchandise for any other reason other than warranty claims must be in like new condition & subject to a 20% restocking fee. All returns are subject to inspection for determination of full or partial credit. Any returned part that shows evidence of being used or installed contrary to manufacturer's instructions, &/or subjected to improper handling, packaging or return shipping by the customer, will not be eligible for exchange, refund or warranty consideration. All returned electrical items will be inspected & tested. If electrical item is deemed functional, no credit will be issued & item will be returned. All sales are final on discontinued or closeout merchandise.

**RETURN INSTRUCTIONS**

Contact one of our prompt, courteous Customer Service representatives toll free at 866-295-5759. Be sure to have the following information available when you call:

- Name
  - Part number(s) to be returned
  - Copy of original invoice
  - Reason for return
1. Obtain R.M.A. number which shall remain active & valid for 60 days.(Important: Issuance of R.M.A. does not represent an authorized credit.)
  2. Carefully package merchandise to avoid damage during shipment. Depending on its condition, original packaging may not be sufficient.
  3. Ship only those items for which the R.M.A. has been issued.
  4. Write the R.M.A. number prominently on the outside of package.
  5. Ship package freight PREPAID (C.O.D.s will not be accepted) to:  
Kuryakyn 454 County Road V V Somerset, WI 54025

**EMISSIONS NOTICE**

The California Air Resources Board (CARB) does not permit the use of aftermarket emission-related parts(s) that alter the performance of OEM emission-related devices unless CARB has issued an Executive Order, other than on racing vehicles on closed courses. Check your local laws and manufacturer's information.

©2016 KURYAKYN HOLDINGS, LLC ALL RIGHTS RESERVED

CRUSHER, CRUSHER logo and the marks appearing on this instruction sheet are registered and common law trademarks of Kuryakyn Holdings except noted third-party trademarks. A full listing of trademarks and trademark registrations owned by Kuryakyn Holdings can be found at [www.kuryakyn.com/legal-notice](http://www.kuryakyn.com/legal-notice).

Listed Manufacturers and product model names are for reference only. All product and company names are trademarks or registered trademarks of their respective holders. Use of them does not imply any affiliation with or endorsement by them. All specifications are subject to change without notice.

For additional information on third-party product and company names, please consult our Web page at [www.kuryakyn.com/legal-notice](http://www.kuryakyn.com/legal-notice)